




MECTEC

Print & Apply Accessories Catalogue



CONTENTS

- INTRODUCTION.....2
- USER INTERFACE.....3
 - TouchPanel.....4
 - TouchPanel mounting kit - Floor stand.....5
 - TouchPanel mounting kit - Tube stand.....6
 - Power cable.....7
- MECHANICAL ACCESSORIES8
 - Floor stand.....9
 - Tube stand SI 120 – Electric (mounting angles 0°, 90°, 180°, 270°).....10
 - Tube stand SI 120 – Electric (mounting angles 90°, 270°, horizontal).....11
 - Tube stand SI 000.....12
 - Long mounting tube for Floor stand13
 - Air supply14
 - Air supply mounting kit.....15
 - Air supply filter cartridge.....16
 - Fixed brush on adjustable bracket (110mm)17
 - Fixed brush on adjustable bracket (170mm)18
 - Pneumatic Corner Wrap brush (110mm).....19
 - Pneumatic Corner Wrap brush (160mm).....20
 - Pneumatic Corner Wrap brush mounting kit.....21
 - Printer mounting plate.....22
 - Flange clamps - FKR.....23
 - Flange clamps – RH.....24
 - Base clamps.....25
 - Cross clamps.....26
 - Stainless steel Tube.....27
 - Slide bar for product detector28
 - Mounting stand for scanners29
- ELECTRICAL ACCESSORIES30
 - Beacon light – Green/Yellow/Blue.....31
 - Beacon light – Green/Yellow/Red.....32
 - Led bulb for Beacon light33
 - Buzzer module for Beacon light33
 - Machine Stop.....34
 - Wi-Fi.....35
 - Product detector kit.....36

Scanner- Datalogic.....	37
Scanner- SICK.....	38
Connection kit for Datalogic Scanners.....	39
Connection kit for SICK Scanners.....	40
PREVENTATIVE MAINTENANCE ACCESSORIES.....	41
Preventative Maintenance kit for T50i, 4" printers.....	41
Preventative Maintenance kit for T60i, 6" printers.....	42

INTRODUCTION

This document provides useful information about the MECTEC Print and Apply range accessories including photography, part numbers, descriptions, technical data and fitting.

Note: This is a working document and will be continuously updated. The newest version of this document will always be available on the MECTEC PartnerWeb.

USER INTERFACE

To accommodate customer needs of configuring the Print & Apply unit with enhanced operator experience, we offer a range of modern UI's. Mounting kits and other related products necessary to install the UI is also offered.

- TouchPanel
- User Interface mounts

TouchPanel

This TouchPanel is a 10" User Interface for the Mectec range, allowing users to control and configure the Print & Apply unit. For more details, please download the Product manual [EPT042045] on the PartnerWeb.

Product / Part number	Compatibility	Technical Data
Mectec TouchPanel EPT017145SP	Mectec standard units (Not used for PI50)	<ul style="list-style-type: none"> • 10.4" full colour touchscreen (800x 600 resolution) • 307x230x75mm (WxHxD) • 1 x 5m ethernet cable
Image		
 <p>The image shows the Mectec TouchPanel from a front-three-quarter perspective. The device has a dark blue, ruggedized casing. The central touchscreen displays a menu with a green header bar. The main content area shows 'Current message 302', 'Batch nr: XXXXX', 'Counter: 00001', and 'Best before: 15-09-14'. Below this is a barcode. At the bottom of the screen, there are icons for 'Messages', 'Printer Status', 'Heat Functions', and 'Settings'. The MECTEC logo is visible at the bottom center of the device's frame.</p>		
Connection/Fitting		
 <p>The image shows the back of the Mectec TouchPanel. It features a grey plastic housing with ventilation grilles at the top. On the left side, there is a blue AC power input port labeled 'AC~ I/O'. Next to it is a power switch and a fuse labeled 'F1'. In the center, there are two USB ports. On the right side, there is a circular port labeled 'LAN' and another labeled 'BPS'. A black Ethernet cable is plugged into the LAN port. A label with technical specifications and safety symbols is located at the bottom center.</p>		

TouchPanel mounting kit - Floor stand

This mounting bracket gives you the possibility to easily mount the UI on the Floor stand in order to place the UI in the most user-friendly position.

Product / Part number	Compatibility	Technical Data
TouchPanel mounting kit for Floor stand EPT017640	Floor stand (MT41249) Mectec TouchPanel	<ul style="list-style-type: none">• VESA 75 screen mount• Supplied as a kit, mounted on site.

Image



Connection/Fitting



TouchPanel mounting kit - Tube stand

This mounting bracket gives you the possibility to easily mount the UI on a Tube stand in order to place the UI in the most user-friendly position.

Product / Part number	Compatibility	Technical Data
TouchPanel mounting kit for Tube stand EPT017641	Tube stands S1000 & S1120 Mectec TouchPanel	<ul style="list-style-type: none"> • VESA 75 screen mount • Supplied as a kit, mounted on site • Mounted on e.g PCU tube Ø 30mm.

Image





Connection/Fitting



Power cable

Power cable for connecting TouchPanel if not using the POE included.

Product / Part number	Compatibility	Technical Data
Mains Power Cable VEY1414 (Euro) VEY1415 (US)	Mectec TouchPanel	<ul style="list-style-type: none">• 1,5m power cable with Euro Plug or US Plug
Image		
VEY1414 	VEY1415 	

MECHANICAL ACCESSORIES

To mount the Print & Apply solution, we offer a range of stands with related mounting products. Please read the **Stand Guide** (available on the PartnerWeb) if you need further help in selecting the right stand model depending on mounting angle and application height requirements.

- Floor stand
- Tube stand
- Air supply
- Mounting products

Floor stand

A versatile stand with unmatched flexibility, designed to be easy to use and built for tough environments. For complete technical specification, please read Stand Guide, Product brochure or Product manual, all found on Mectec PartnerWeb

Product / Part number	Compatibility	Technical Data
Floor stand MT41249	Mectec standard units (Not used for PI50)	Please see Stand guide, Product brochure or Product manual.

Image



Tube stand S1120 – Electric (mounting angles 0°, 90°, 180°, 270°)

An electrical Tube stand making it easy to adjust the apply height of your Print & Apply unit in the angles 0°, 90°, 180° and 270°. Available in 230V and 115V. For more information, please read the Stand Guide, found on Mectec PartnerWeb.

Product / Part number	Compatibility	Technical Data
SI120TF-210-A0987-230V MT25551	Mectec standard units (Not used for PI50)	<ul style="list-style-type: none"> • 210 cm Electric Tube stand • Please read the Stand Guide for complete technical specification. • 230V and 115V versions
SI120TF-210-A0987-115V MT21585		

Image



Tube stand S1120 – Electric (mounting angles 90°, 270°, horizontal)

An electrical Tube stand making it easy to adjust the apply height of your Print & Apply unit in the angles, 90°, 270° and Horizontal. Available in 230V and 115V. For more information, please read the Stand Guide, found on Mectec PartnerWeb.

Product / Part number	Compatibility	Technical Data
SI120TF-210-A97H-230V MT26022	Mectec standard units (Not used for PI50)	<ul style="list-style-type: none"> • 210 cm Electric Tube stand • Please read the Stand Guide for complete technical specification. • 230V and 115V versions
SI120TF-210-A97H-115V MT27008		

Image



Tube stand S1000

A robust Tube stand in stainless steel for mounting a Print & Apply unit at a fixed height. For more information, please read the Stand Guide, found on Mectec PartnerWeb.

Product / Part number	Compatibility	Technical Data
SI 000TF-170 (Angle 0°, 90°, 180°, 270°) MT27002	Mectec standard units (Not used for PI50)	<ul style="list-style-type: none"> 170 cm Tube stand
SI 000TF-170 (Angle 90°, 270°, horizontal) MT27003		

Image



Long mounting tube for Floor stand


500 mm long mounting tube which can replace the default 300 mm long mounting tube on the Floor Stand to give 200 mm extra horizontal reach.

Product / Part number	Compatibility	Technical Data
Long mounting tube MT41339	Floor Stand, (MT41249)	<ul style="list-style-type: none">• Ø 50 mm stainless steel• 1 black end cap• Length: 500 mm

Image




Connection/Fitting



Air supply

Makes it possible to control and monitor the compressed air supplied to the Print & Apply unit. Thanks to a filter system it also makes sure that the air does not contain particles, water or oil. The Air supply is included when ordering a Machine Stop (MT32396).

Product / Part number	Compatibility	Technical Data
Air kit complete MS4 left EPT023137	Mectec standard units	<ul style="list-style-type: none"> • Ø 10mm tube connection
Image		
		
Additional accessories recommended for this product		
EPT023714	Air supply mounting kit (for Tube stands – not required for Floor stand)	
EPT051826SP	Air supply filter cartridge	

Air supply mounting kit


A mounting kit for Air supply, making it easy to mount it on a Tube stand or on aluminum profiles.

Product / Part number	Compatibility	Technical Data
Air supply mounting kit MS4 EPT023714	Air kit complete MS4 left Tube stands	<ul style="list-style-type: none"> Mounted on site.

Image




Connection/Fitting



Air supply filter cartridge

Replacement filter cartridge to the Air supply kit. Makes sure that the air does not contain particles, water or oil.

Product / Part number	Compatibility	Technical Data
Filter cartridge EPT051826SP	Air kit complete MS4 (EPT023137)	<ul style="list-style-type: none">• 2 pcs
Image		
		

Fixed brush on adjustable bracket (110mm)

A stand-alone 110mm brush that can be mounted beside the conveyor system in order to brush on a label around the front corner of a product.

Product / Part number	Compatibility	Technical Data
M516-110 brush on adjustable bracket, Apply/Wipe-on MT24908	S SP FS	<ul style="list-style-type: none">• Two adjustable aluminum profiles• 110mm brush

Image



Fixed brush on adjustable bracket (170mm)

A stand-alone 170mm brush that can be mounted beside the conveyor system in order to brush on a label around the front corner of a product.


Product / Part number	Compatibility	Technical Data
M516-170 brush on adjustable bracket, Apply/Wipe-on MT24909	S SP FS	<ul style="list-style-type: none">• Two adjustable aluminum profiles• 170 mm brush

Image




Pneumatic Corner Wrap brush (110mm)

The Pneumatic Corner Wrap Brush is a complementary accessory to any side or top applicator when corner wrap labels are to be applied around the trailing edge of moving products.

Product / Part number	Compatibility	Technical Data
Pneumatic Corner Wrap Brush EPT013978	T W WR	<ul style="list-style-type: none"> • 110mm wide brush • 300 mm cylinder stroke
Image		
		
Additional accessories recommended for this product		
MT18777	Mounting kit	

Pneumatic Corner Wrap brush (160mm)

The Pneumatic Corner Wrap Brush is a complementary accessory to any side or top applicator when corner wrap labels are to be applied around the trailing edge of moving products.

Product / Part number	Compatibility	Technical Data
Pneumatic Corner Wrap Brush EPT013979	T W WR	<ul style="list-style-type: none"> • 160mm wide brush • 300 mm cylinder stroke
Image		
		
Additional accessories recommended for this product		
MT18777	Mounting kit	

Pneumatic Corner Wrap brush mounting kit

A mounting kit for the Pneumatic Corner Wrap Brush.

Product / Part number	Compatibility	Technical Data
Mounting kit for Pneumatic Corner Wrap Brush/Pusher MT18777	EPT013978 EPT013979	<ul style="list-style-type: none">Supplied as a kit, mounted on site.

Image



Printer mounting plate


A mounting plate to secure your printer in a safe and stable manner.

Product / Part number	Compatibility	Technical Data
Printer mounting plate MT990111	FKR/FRR 30, 40, 50 (Not used for PI50)	<ul style="list-style-type: none">• 125x191x15mm (WxHxD)• Screws for mounting not included

Image



Connection/Fitting



Flange clamps - FKR

Clamps for mounting your Print & Apply modules in various angles.

Product / Part number	Compatibility	Technical Data
Flange clamp MT11207 – FKR 30 MT11206 – FKR 40 MT11205 – FKR 50	Floor stand Tube stand MT990111	<ul style="list-style-type: none">• For Ø 30/40/50 mm tube

Image



Connection/Fitting



Flange clamps – RH

Brackets for mounting Beacon light or Air supply kit on Tube stands.

Product / Part number	Compatibility	Technical Data
Flange Clamp RH50 MT11203	Beacon light Tube stand – Electric	<ul style="list-style-type: none"> • Ø 50 mm
Flange Clamp RH60 MT11204	Beacon light Tube stand Air supply mounting kit EPT023714	<ul style="list-style-type: none"> • Ø 60 mm
Image		
		
Connection/Fitting		
NO PHOTO AVAILABLE		

Base clamps


Clamps for mounting your Print & Apply modules in various angles.

Product / Part number	Compatibility	Technical Data
Base clamp MT11219 – FRR 30 MT11218 – FRR 40 MT11220 – FRR 50	Floor stand Tube stand MT990111	<ul style="list-style-type: none"> For \varnothing 30/40/50 mm tube

Image





Connection/Fitting




Cross clamps

Clamps for connecting tubes with various diameters.

Product / Part number	Compatibility	Technical Data
Cross clamp MT11601 – KD50/30 MT17633 – KD60/30 MT11602 – KD60/50 MT11599 – KD60	\varnothing 30/50/60mm tubes	
Image		
<div style="text-align: center;"> <p>MT17633-KD60/30</p>  </div>		
Connection/Fitting		
		

Stainless steel Tube

Stainless steel tubes in different sizes in order to fix your Print and Apply unit according to your needs.

Product / Part number	Compatibility	Technical Data
Tube stainless steel MT33750 – 400mm, Ø30mm MT33440 – 500mm, Ø50mm MT33441 – 750mm, Ø50mm MT33439 – 1500mm, Ø60mm	Mectec standard units (Not used for P150)	<ul style="list-style-type: none">• Tube in stainless steel
Image		
		

Slide bar for product detector

Mounted to the conveyor with 2 included screws and with the Product detector kit attached, it offers a 400mm range of stepless adjustment along the conveyor to easily find the perfect detection position and/or allow multiple detection positions to cater for variations in the application.

Product / Part number	Compatibility	Technical Data
Slide bar for Product detector kit EPT066141SP	EPT066140SP	<ul style="list-style-type: none"> • 500mm aluminium profile • 2 screws
Image		
		
Connection/Fitting		
		
Additional accessories recommended for this product		
EPT066140SP	Product detector kit	

Mounting stand for scanners

A flexible stand for fixation of scanner along the conveyor.

Product / Part number	Compatibility	Technical Data
Stand to stationary scanner MT20229		<ul style="list-style-type: none">• 30 mm aluminium profile• Can be bolted to floor (height 1m)

Image



ELECTRICAL ACCESSORIES

For further configuration, there are electrical accessories that can be selected to accompany the Print & Apply unit.

- Beacon light
- Machine stop
- Wi-Fi
- Product detector
- Scanner
- Connection kit

Beacon light – Green/Yellow/Blue

The beacon light displays the status of the printer using a 3 colour LED system.

Product / Part number	Compatibility	Technical Data
Beacon Light G/Y/B EPT020173	Mectec standard units (Included in PI50) Flange Clamp RH50 (MTI I203) Flange Clamp RH60 (MTI I204)	<ul style="list-style-type: none"> • 3 colour LED system • 24V Power Supply • 3m cable • Mounting bracket

Image



Beacon light – Green/Yellow/Red

The beacon light displays the status of the printer using a 3 colour LED system.

Product / Part number	Compatibility	Technical Data
Beacon Light, G/Y/R EPT020176	Mectec standard units (Included in PI50) Flange Clamp RH50 (MTI I203) Flange Clamp RH60 (MTI I204)	<ul style="list-style-type: none"> • 3 colour LED system • 24V Power Supply • 3m cable • Mounting bracket

Image



Led bulb for Beacon light

To add/replace a bulb on a Beacon light G/Y/R/B 40 mm.

Product / Part number	Compatibility	Technical Data
Green LED bulb EPT039711SP Yellow LED bulb EPT039712SP Blue LED bulb EPT039713SP Red LED bulb EPT039714SP	Beacon Light G/Y/B (EPT020173) Beacon Light, G/Y/R (EPT020176)	<ul style="list-style-type: none"> • 24 V DC

Image



Buzzer module for Beacon light

If you would like an acoustic notification on top of the visual LED bulbs.

Product / Part number	Compatibility	Technical Data
Piezo Buzzer Module EPT043084	Beacon Light G/Y/B (EPT020173) Beacon Light, G/Y/R (EPT020176)	<ul style="list-style-type: none"> • 24 V DC

Image



Machine Stop

A stand-alone machine stop that can be mounted up to 3 m away from the machine when needed.


Product / Part number	Compatibility	Technical Data
Machine Stop, Stand Alone MT32396	Mectec standard units (Not PI50)	<ul style="list-style-type: none">• Machine stop box with 2 buttons (stop and reset) on mounting plate• Air supply (EPT023137) on mounting plate• 3 m cable
Image		
NO PHOTO AVAILABLE		

Wi-Fi

For wireless ethernet interface, integrated in the PCU.

Product / Part number	Compatibility	Technical Data
EtherNet W-LAN MT21388	PCU III E -PCU IV	<ul style="list-style-type: none"> • EtherNet W-LAN • 802.11g / 54 Mbit wireless

Image



Connection/Fitting




Product detector kit

This product detector is fitted on the production line and set up so that a light beam from the detector is reflected by the product itself. The reflection may be from the body of the product or from the light coloured marking on a darker background on the product.

Product / Part number	Compatibility	Technical Data
Product detector kit EPT066140SP	Mectec standard units Slide bar EPT066141SP	<ul style="list-style-type: none"> • 1 SICK GTB10 • 5m cable • Mounting details • Instructions
Image		
		
Connection/Fitting		
		
Additional accessories recommended for this product		
EPT066141SP	Slide bar for Product detector kit	


Scanner- Datalogic

A linear scanner with 40-300 mm reading distance from Datalogic, for verifying the readability of printed barcodes.

Product / Part number	Compatibility	Technical Data
Datalogic DS2100N-1200 MT21970	Mectec standard units (Specific part no. for P150)	
Image		
		
Additional accessories recommended for this product		
MT20229	Mounting stand to stationary scanner	
EPT041282SP	Connection kit for T, TB, S and SP	
MT26935	Connection kit for W, WR, F, FS, B, CW, CWR	

Scanner- SICK

A linear scanner with 60-365 mm reading distance from Sick, for verifying the readability of printed barcodes.

Product / Part number	Compatibility	Technical Data
SICK CLV 620-0000 MT27329	Mectec standard units (Specific part no. for P150)	
Image		
		
Additional accessories recommended for this product		
MT20229	Mounting stand to stationary scanner	
EPT041283SP	Connection kit for T, TB, S and SP	
MT22129	Connection kit for W, WR, F, FS, B, CW, CWR	

Connection kit for Datalogic Scanners

A connection kit to connect an external Datalogic scanner

Product / Part number	Compatibility	Technical Data
Connection kit for T, TB, S and SP EPT041282SP	T, TB, S and SP	<ul style="list-style-type: none"> • Cable, 3m • D-Sub 9 pin crimp • Crimp for D-Sub male • Screws and nuts
Connection kit for W, WR, F, FS, B, CW, CWR MT26935	W, WR, F, FS, B, CW, CWR	<ul style="list-style-type: none"> • Cable, 5m • D-Sub 9 pin crimp • Crimp for D-Sub male • Screws and nuts

Image



Connection kit for SICK Scanners

A connection kit to connect an external SICK scanner

Product / Part number	Compatibility	Technical Data
Connection kit for T, TB, S and SP EPT041283SP	T, TB, S and SP	<ul style="list-style-type: none"> • Cable, 3m • D-Sub 9 pin crimp • Crimp for D-Sub male • Screws and nuts
Connection kit for W, WR, F, FS, B, CW, CWR MT22129	W, WR, F, FS, B, CW, CWR	<ul style="list-style-type: none"> • Cable, 5m • D-Sub 9 pin crimp • Crimp for D-Sub male • Screws and nuts

Image



PREVENTATIVE MAINTENANCE ACCESSORIES

To ensure that the Print & Apply solution will work optimally for many years to come, you need to regularly maintain the machine. The Preventative Maintenance boxes contains all tear and wear items that are needed for the **MECTEC** range.


Preventative Maintenance kit for T50i, 4" printers

Product / Part number	Compatibility	Technical Data
Printer T50i Maintenance kit MT38000SP	Mectec standard units with 4" printer	-

Image



Preventative Maintenance kit for T60i, 6" printers

Product / Part number	Compatibility	Technical Data
Printer T60i Maintenance kit MT3800ISP	Mectec standard units with 6" printer	-
Image		
		



MECTEC Accessories Catalogue

Domino Print and Apply AB has a policy of continuous product improvement, the Company therefore reserves the right to modify the specification contained within this document without notice.

© Domino Print and Apply 2018. All rights reserved.



For additional documentation, either scan the QR code, or go to www.mectec.com and login to the PartnerWeb.

www.mectec.com

Domino Print and Apply AB
Agnesfridsvägen 189
213 75 Malmö
Sweden
Tel: +46 (0) 40 689 25 00

